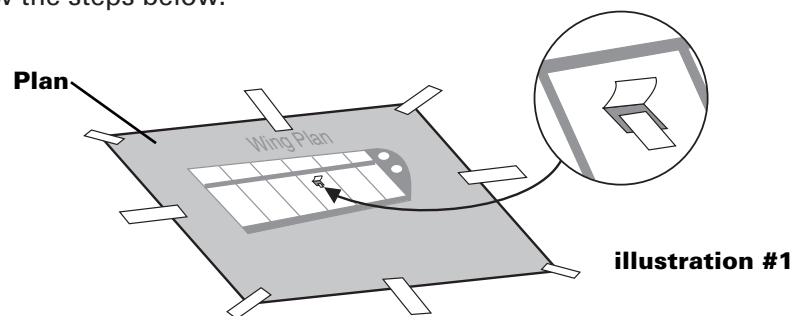


# PLAN PROTECTOR

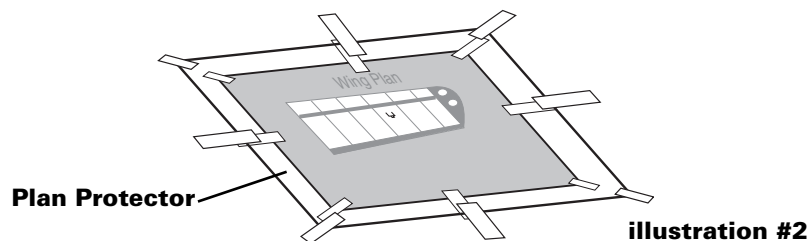
## Instructions for Use

Great Planes Plan Protector keeps your kit plans in crisp, clean, perfect condition—from the day you first unroll them onto the building board to the moment you finish assembly. Unlike wax paper, Plan Protector also resists modeling adhesives...so you won't have to peel and sand paper scraps away from glued joints. Each roll of Plan Protector contains a generous 25 feet of the durable, clear material. It's simple to use—just follow the steps below.



**1.** Lay your kit's plan sheet flat on the table or building board and tape down the edges.

***HINT:** If the plan sheet is large, cut a small flap near the center. Lift the flap and tape the sheet to the building surface here as well as at the edges (see illustration #1). This will keep the middle of the plan sheet from slipping while you build.*



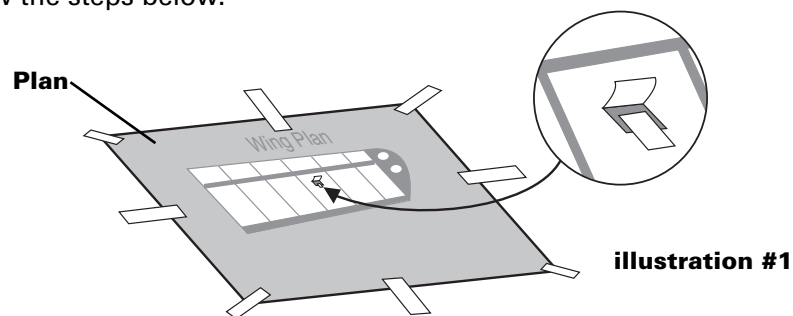
**2.** Next, cut a section of Plan Protector that's several inches larger than the plan sheet itself. Tape or pin it to the building surface, outside the perimeter of the plan sheet (see illustration #2). Now you're ready to begin building!

**3.** Replace the Plan Protector as often as necessary to have a clean, clear view of your kit plans.

# PLAN PROTECTOR

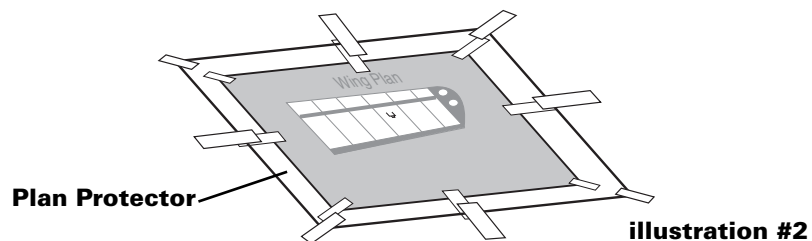
## Instructions for Use

Great Planes Plan Protector keeps your kit plans in crisp, clean, perfect condition—from the day you first unroll them onto the building board to the moment you finish assembly. Unlike wax paper, Plan Protector also resists modeling adhesives...so you won't have to peel and sand paper scraps away from glued joints. Each roll of Plan Protector contains a generous 25 feet of the durable, clear material. It's simple to use—just follow the steps below.



**1.** Lay your kit's plan sheet flat on the table or building board and tape down the edges.


***HINT:** If the plan sheet is large, cut a small flap near the center. Lift the flap and tape the sheet to the building surface here as well as at the edges (see illustration #1). This will keep the middle of the plan sheet from slipping while you build.*



**2.** Next, cut a section of Plan Protector that's several inches larger than the plan sheet itself. Tape or pin it to the building surface, outside the perimeter of the plan sheet (see illustration #2). Now you're ready to begin building!


**3.** Replace the Plan Protector as often as necessary to have a clean, clear view of your kit plans.

## MORE ESSENTIAL PRODUCTS FOR EASIER KIT ASSEMBLY!




**48" BENCH RULER  
HCAR0465**

Adhesive-backed...mounts permanently to your workbench for quick, easy measuring while building. Features standard scale on one edge, metric on the other.




**60"RETRACTABLE TAPE MEASURE  
HCAR0478**

Includes standard and metric scales on opposite edges. Metal hook on leading edge allows one-man, no-slip measuring.




**BUILDER'S TRIANGLE SET  
HCAR0480**

2-piece set has 30/60° and 45° triangles. Triangles interlock to create an angle guide for squaring in 2 dimensions.



**BUILDER'S RULER  
HCAR0482**

Multi-purpose measuring tool includes inch/metric scales; protractor; thickness and hole gauge; circle template; and upright slot for squaring ribs.



GPMP6169 ..Easy-Touch Hand Sander -5.5"  
GPMP6170 ..Easy-Touch Bar Sander -11"  
GPMP6172 ..Easy-Touch Bar Sander -22"  
GPMP6174 ..Easy-Touch Bar Sander -33"  
GPMP6176 ..Easy-Touch Bar Sander -44"


Patent Pending

### GREAT PLANES® EASY-TOUCH™ SANDERS

More comfortable and accurate than ordinary T-bar sanders! Easy-Touch sanders feature a wide handle that's specially contoured for the human hand. Made from .055" thick aluminum to resist bending. Bar sanders are available in sizes suited for every sanding job, from detail areas to large-scale wings.


Special rolls of adhesive-backed sandpaper are cut to the perfect width for Easy-Touch sanders.  
GPMP6180 ....80-grit sandpaper—12' roll  
GPMP6183 ..150-grit sandpaper—12' roll  
GPMP6185 ..220-grit sandpaper—12' roll  
GPMP6189 ..Hand Sander Sandpaper Asst. (6)

## MORE ESSENTIAL PRODUCTS FOR EASIER KIT ASSEMBLY!




**48" BENCH RULER  
HCAR0465**

Adhesive-backed...mounts permanently to your workbench for quick, easy measuring while building. Features standard scale on one edge, metric on the other.




**60"RETRACTABLE TAPE MEASURE  
HCAR0478**

Includes standard and metric scales on opposite edges. Metal hook on leading edge allows one-man, no-slip measuring.




**BUILDER'S TRIANGLE SET  
HCAR0480**

2-piece set has 30/60° and 45° triangles. Triangles interlock to create an angle guide for squaring in 2 dimensions.



**BUILDER'S RULER  
HCAR0482**

Multi-purpose measuring tool includes inch/metric scales; protractor; thickness and hole gauge; circle template; and upright slot for squaring ribs.



GPMP6169 ..Easy-Touch Hand Sander -5.5"  
GPMP6170 ..Easy-Touch Bar Sander -11"  
GPMP6172 ..Easy-Touch Bar Sander -22"  
GPMP6174 ..Easy-Touch Bar Sander -33"  
GPMP6176 ..Easy-Touch Bar Sander -44"

Patent Pending

### GREAT PLANES® EASY-TOUCH™ SANDERS

More comfortable and accurate than ordinary T-bar sanders! Easy-Touch sanders feature a wide handle that's specially contoured for the human hand. Made from .055" thick aluminum to resist bending. Bar sanders are available in sizes suited for every sanding job, from detail areas to large-scale wings.

Special rolls of adhesive-backed sandpaper are cut to the perfect width for Easy-Touch sanders.  
GPMP6180 ....80-grit sandpaper—12' roll  
GPMP6183 ..150-grit sandpaper—12' roll  
GPMP6185 ..220-grit sandpaper—12' roll  
GPMP6189 ..Hand Sander Sandpaper Asst. (6)