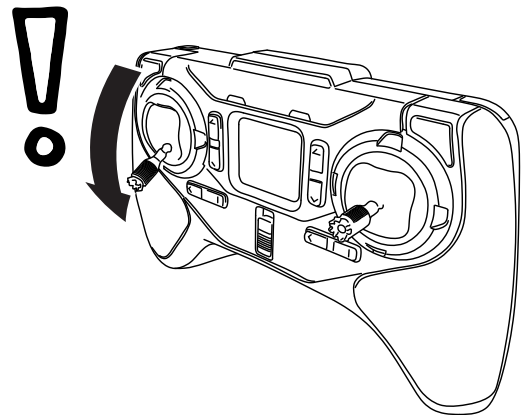
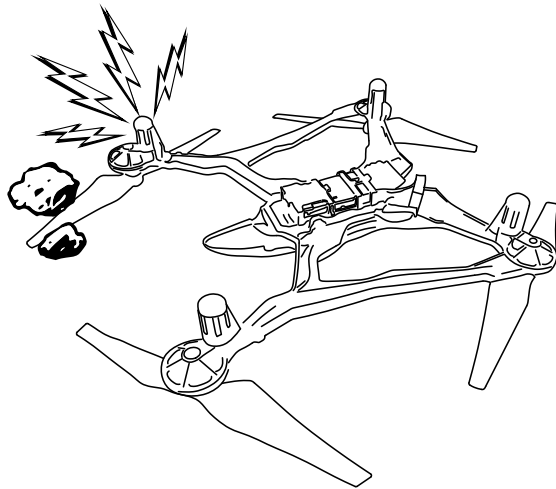


⚠️ **IMPORTANT!** ⚠️

READ BEFORE FLYING YOUR VISTA QUADCOPTER


CRASHING CAUTION!

If you crash your Vista, **IMMEDIATELY** lower the throttle to **zero**! This will minimize the chance of damaging a stalled motor (props stuck in the grass, against a wall, etc.). Free the quad, check for bent props or loose motor covers, and take off again from a clear surface.




CALIBRATION

Don't be alarmed if your new Vista needs calibrated before your first flight. If at "any" time, your Vista flies severely out of trim or won't take off straight, calibrate the sensors as described in the manual or in this video:



dromida.com/vistahelp1



BATTERY

Always unplug the battery after each flight!